



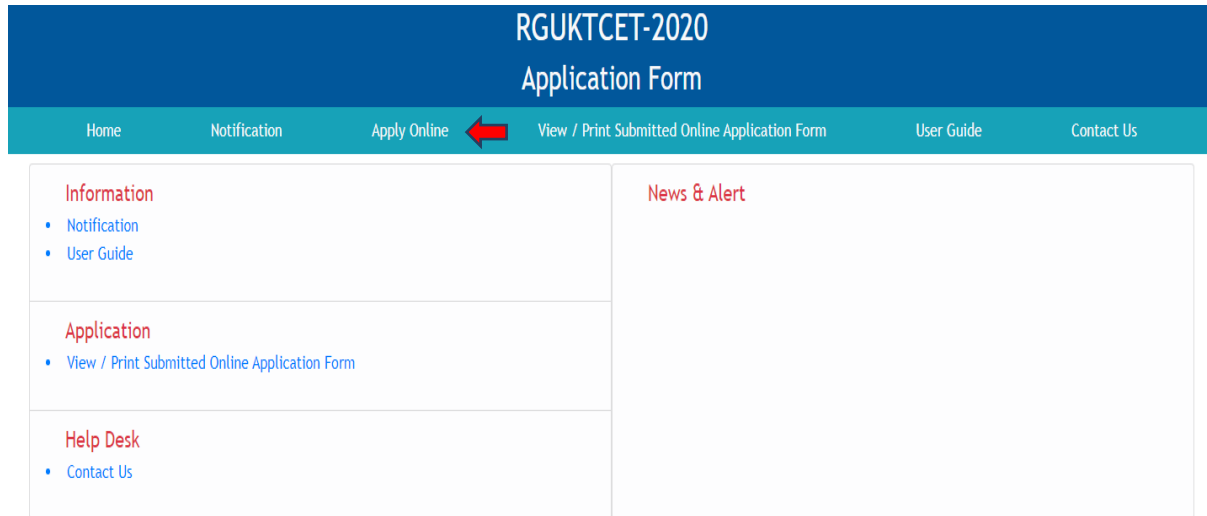
Rajiv Gandhi University of Knowledge Technologies-AP

RGUKTCET-2020

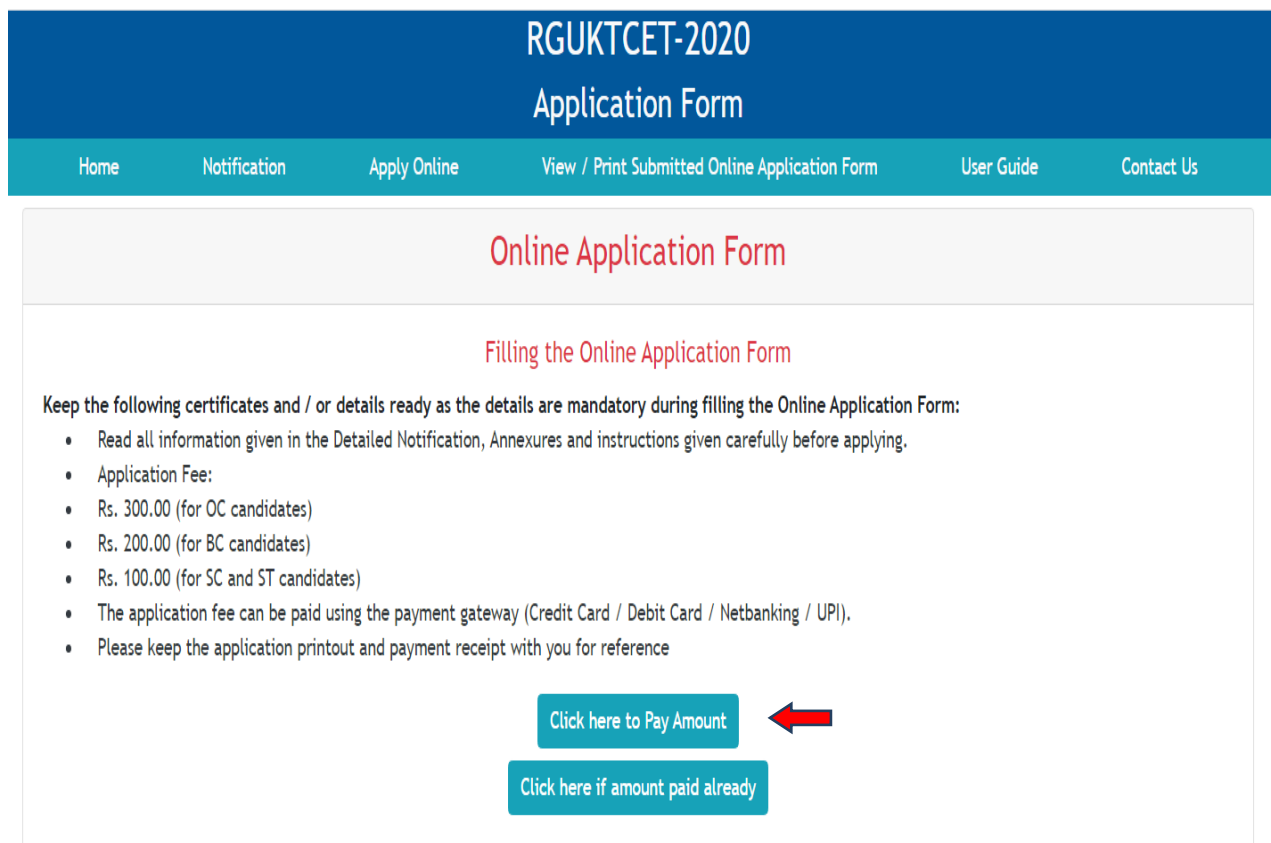
USER GUIDE

For filling the Online Application Form

- 1) The Candidates are required to visit the website <https://www.rguktcet.in> and click on **Apply Online** for filling the Online Application Form. Read the Notification thoroughly before proceed to fill the Online Application Form.



- 2) The following screen will appear, go through the prerequisites and keep all the documents ready. Click on **Click here to pay Amount**. If already paid amount Click on **Click here if amount paid already**.



- 3) You will direct to the following page. Please fill the details and click on **Submit** button.

RGUKTCET-2020 Application Form


[Home](#) [Notification](#) [Apply Online](#) [View / Print Submitted Online Application Form](#) [User Guide](#) [Contact Us](#)

1. Are you belongs to Andhra Pradesh or Telangana ? : Yes No NRI
2. Community :
3. SSC or Equivalent Roll No. (Hall Ticket No.) :
4. Board Of SSC / Equivalent Exam :

[Submit](#) 

Fill the following details and click on [Pay Amount](#) button.

5. Candidate Name (as per SSC or Equivalent) :
6. Father Name :
7. Mother Name :
8. Date of Birth (as per SSC or Equivalent). :
9. Candidate Mobile No :
- Net Amount to be Paid :

[Pay Amount](#) 

- 4) You will direct to the payment gateway page. Select the appropriate payment mode i.e. [Debit card / Credit card / Net banking / UPI](#) and pay the amount. Once the payment is successful, you will direct to the following page and click on [Proceed to Online Application Form](#).

RGUKTCET-2020 Application Form

Payment Status

Payment Successful

Your Payment Reference ID:

Your Payment Transaction ID:

[Proceed To Online Application Form](#) 

- 5) You will direct to the Personal Information page. Fill all the relevant details and click on **Next** Button.

Personal Information
Education Particulars
Other Details
Communication Details
Image Upload
Declaration

Personal Information

Hall Ticket No. of SSC / equivalent exam

Select RGUKT Campus 1:

Select RGUKT Campus 2:

Board Of SSC / Equivalent Exam

Select RGUKT Campus 3:

Select RGUKT Campus 4:

Student Name as in applicant's SSC/equivalent board certificate

Father's Name / Guardian's Name

Mother's Name

DOB as Per SSC Certificate

Age of the student(as on 31.12.2020)

Gender of the Student

Male Female

Note: Please Upload all Certificates Only in .jpg format and File Size should be between 150KB and 1 MB

Do you claim any reservation category? If Yes Upload Reservation Certificate

Yes No

Do you claim reservation under PH category? Select disability: Enter % of Disability

Yes No

Upload Physically Handicapped Certificate

Do you claim reservation under CAP category? Upload CAP Certificate

Yes No

Do you claim reservation under NCC category? Upload NCC Certificate

Yes No

Do you claim reservation under Sports category?

Yes No

If Yes, Select Sport

Select highest participation level

Select year of participation

Upload Certificate of highest participation level

- 6) You will direct to the Education Particulars page. Fill all the relevant details and click on **Next** Button.

Personal Information	Education Particulars	Other Details	Communication Details	Image Upload	Declaration
----------------------	-----------------------	---------------	-----------------------	--------------	-------------

Education Particulars

Did you Pass All Subjects of SSC OR Equivalent examination in 1st attempt: Yes No

Year Of passing of SSC / Equivalent : Medium of Institution(Class X):

Are you a Candidate migrated from the state of Telangana to the State of Andhra Pradesh after 2nd day June,2014 ? Yes No

Select the District to which the applicant is declared local (in local status certificate issued by the Tahsildar) in the state of Andhra Pradesh:

Upload Certificate of Local Status issued by the Tahsildar: *The File should be in .JPG format and File size should be between 100 KB to 1MB

Deatils of School Education as per Study Certificate:

10th Class	<input type="text" value="Select State"/>	<input type="text" value="--Select District--"/>	<input type="text"/>	<input type="text" value="School Name"/>
	<input type="text" value="--Select Location--"/>	<input type="text" value="--Select Management--"/>	<input type="text" value="Select Type"/>	
9th Class	<input type="text" value="Select State"/>	<input type="text" value="--Select District--"/>	<input type="text"/>	<input type="text" value="School Name"/>
	<input type="text" value="--Select Location--"/>	<input type="text" value="--Select Management--"/>	<input type="text" value="Select Type"/>	
8th Class	<input type="text" value="Select State"/>	<input type="text" value="--Select District--"/>	<input type="text"/>	<input type="text" value="School Name"/>
	<input type="text" value="--Select Location--"/>	<input type="text" value="--Select Management--"/>	<input type="text" value="Select Type"/>	
7th Class	<input type="text" value="Select State"/>	<input type="text" value="--Select District--"/>	<input type="text"/>	<input type="text" value="School Name"/>
	<input type="text" value="--Select Location--"/>	<input type="text" value="--Select Management--"/>	<input type="text" value="Select Type"/>	
6th Class	<input type="text" value="Select State"/>	<input type="text" value="--Select District--"/>	<input type="text"/>	<input type="text" value="School Name"/>
	<input type="text" value="--Select Location--"/>	<input type="text" value="--Select Management--"/>	<input type="text" value="Select Type"/>	

5th Class	<input type="text" value="Select State"/>	<input type="text" value="--Select District--"/>	<input type="text"/>	<input type="text" value="School Name"/>
	<input type="text" value="--Select Location--"/>	<input type="text" value="--Select Management--"/>	<input type="text" value="Select Type"/>	
4th Class	<input type="text" value="Select State"/>	<input type="text" value="--Select District--"/>	<input type="text"/>	<input type="text" value="School Name"/>
	<input type="text" value="--Select Location--"/>	<input type="text" value="--Select Management--"/>	<input type="text" value="Select Type"/>	

Local Status as per applicant's Education:

- 7) You will direct to the Other details page. Fill all the relevant details and click on **Next** Button.

Personal Information Education Particulars Other Details Communication Details Image Upload Declaration

Other Details

Unique Identification Number (UID) / Aadhaar Number

Place of residence
Select

Annual Income of Parents
Select

Parents origin of income as mentioned in income Certificate/ Ration card
Select

Upload **Income certificate issued by competent authority**
Browse
* Only Upload .jpg files only Size below 1 mb

Student Bank Account Number

Previous Next

- 8) You will direct to the Communication details page. Fill all the relevant details and click on **Next** Button.

Personal Information Education Particulars Other Details Communication Details Image Upload Declaration

Communication Details:

Note: If the minimum number of candidates not chosen any specific Mandal as Exam Centre, those candidates will be allocated in near by Mandal.

Select Exam Center Preference
 Andhra Pradesh Telangana

Select District
Select

Select Mandal
Select

Mobile No:

Alternative Mobile No:

Email Address:

School Contact Number:

Address for Correspondence:
Flat/House No, Floor, Building

Permanent Address:
Flat/House No, Floor, Building


Previous Next

- 9) You will direct to the Image Upload page. Upload all the relevant files and click on **Next** Button.


Personal Information Education Particulars Other Details Communication Details **Image Upload** Declaration

Upload Images

Upload Passportsize photograph & Signature as a single JPG File.



The file size should be between 20 KB to 50 KB.

 Photo

Upload SSC or Equivalent Examination Hall Ticket The File should be in .JPG format and File size should be between 150 KB to 1 MB.


- 10) You will direct to the Declaration page. Read the Declaration and tick I agree check box. Click on **Submit Application** for final submission of the Application Form.

Personal Information Education Particulars Other Details Communication Details Image Upload **Declaration**

Declaration

I here by declare that all the particulars stated in this application form are true to the best of my knowledge and belief. I have read the detailed notification and I shall abide by the terms and conditions of RGUKTCET-2020.

- 11) The Page will direct to the Print Application screen. Select Acrobat (PDF) file and click on Export to download the file.

Export to the selected format Export 

- Export to the selected format**
- Acrobat (PDF) file
- CSV (comma delimited)
- Excel 97-2003
- Rich Text Format
- TIFF file
- Web Archive

FILLED IN ONLINE APPLICATION FORM

END OF DOCUMENT